

## Landscape in Plein Air for Star Island

Please email or text me with any questions: [jeneane.lunn@gmail.com](mailto:jeneane.lunn@gmail.com)  
802 793 2376

Things you will need to paint outdoors in order of importance:

1. Hat that won't blow away. I can't paint with out a spiffy baseball cap.
2. Easel and you will probably want a little tray table to set your supplies on as well. It can be a real pain to bend over for each new color. A folding chair can be ok as a little table. I suspect it will be windy so the next option might be better.
3. If you don't have an easel, a beach chair works pretty well, because you can set your stuff on the ground.
4. Bug spray.....I even have tick killer socks, but I will not paint anywhere that I am forced to stand in high grass.
5. Sun Screen
6. Layers of clothing for the changing temp
7. White or black clamp on umbrella - also a problem in the wind.

We will not be able to paint outside if the threat of rain is high, but there are porches!

## Supply List for Oils and/or Acrylic

This list was made off **Blick's and Jerry's** websites:

I am a little concerned about oils, because you could end up with a bunch of paintings that were too wet to get home.

The one time I did oils while on the road in England, I got a tube of **Winsor & Newton Griffin Alkyd Fast Drying Oil Paint, 200ml (6.75-oz) tube, Titanium White**. I used it with my oils and they were pretty much dry the next day.

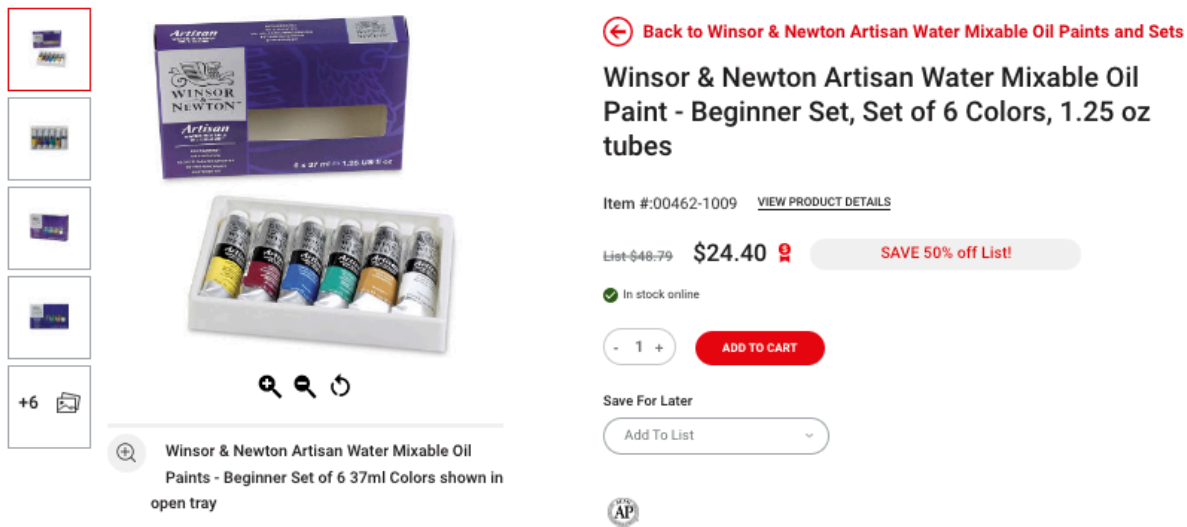
Sadly, it is really expensive. \$29 from Amazon. You can use it with the waterbased or regular oils.

1. **Paper towels or Rags**—rags or paper towels covered in solvent and oil paint can spontaneously combust so....

## 2. Paints

If you have oils already, just bring all your favorite stuff.

**Oils:** If you are new to oils I recommend the **Winsor Newton Artisans Water Based Oils**. These feel just like oil paints and clean up with water instead of solvents.



[← Back to Winsor & Newton Artisan Water Mixable Oil Paints and Sets](#)

### Winsor & Newton Artisan Water Mixable Oil Paint - Beginner Set, Set of 6 Colors, 1.25 oz tubes


Item #:00462-1009 [VIEW PRODUCT DETAILS](#)

List ~~\$48.79~~ **\$24.40** 🏷️ [SAVE 50% off List!](#)

✅ In stock online

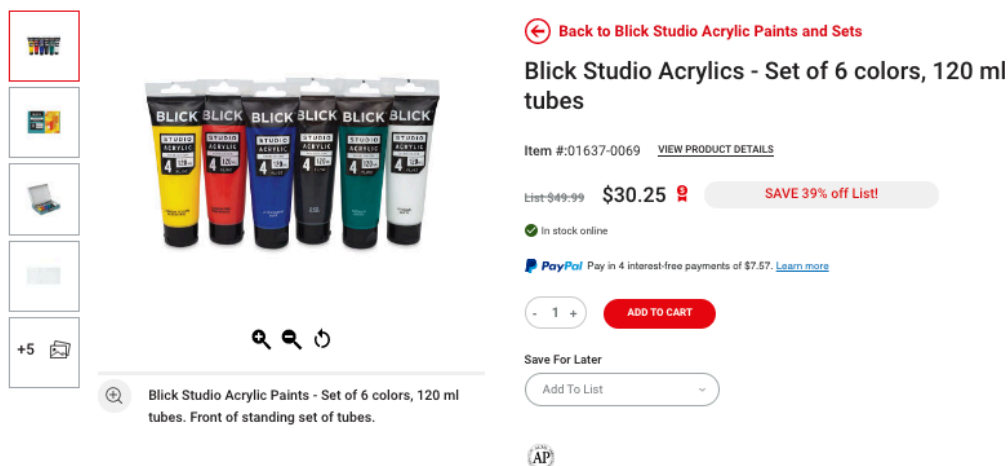
- 1 + [ADD TO CART](#)

Save For Later [Add To List](#)



Winsor & Newton Artisan Water Mixable Oil Paints - Beginner Set of 6 37ml Colors shown in open tray

**Acrylics** bring what you like or if you are knew to Acrylics, any small set is good for a start




[← Back to Blick Studio Acrylics and Sets](#)

### Blick Studio Acrylics - Set of 6 colors, 120 ml tubes

Item #:01637-0069 [VIEW PRODUCT DETAILS](#)


List ~~\$49.99~~ **\$30.25** 🏷️ [SAVE 39% off List!](#)

✅ In stock online

 [Pay in 4 interest-free payments of \\$7.57. Learn more](#)

- 1 + [ADD TO CART](#)

Save For Later [Add To List](#)












Blick Studio Acrylic Paints - Set of 6 colors, 120 ml tubes. Front of standing set of tubes.



I have started using Golden Open Acrylics. They dry much slower and in fact I have been using my regular white acrylic with them, because they almost dry too slowly.

### 3. Brushes

Any old brushes will work, but I recommend round brushes **either a size 4 and 8 or just a size 6** for a start. I usually only use a one or two brushes.

	5522	Round, Size 4	Long Handle	3.2 mm	15 mm	\$11.39	\$6.40 		- 0 +	<a href="#">+ Cart</a>	<a href="#">+ LIST</a>
	5522	Round, Size 6	Long Handle	4.4 mm	18 mm	\$12.79	\$7.07 		- 0 +	<a href="#">+ Cart</a>	<a href="#">+ LIST</a>
	5522	Round, Size 8	Long Handle	6 mm	22 mm	\$14.59	\$8.11 		- 0 +	<a href="#">+ Cart</a>	<a href="#">+ LIST</a>

## 4. Water or Solvent



You will also need something with a lid to carry some water with you and yogurt container to pour water into for washing brushes.

For solvent for regular oils you will want two jars with screw on lids and I will show you a great way to save your thinner for cleaning brushes.

## 4. Palette

If you have your own **palette** that's fine, but if you don't then paper pallets are ok. For Acrylics I often use paper plates or a pie plate, but this could be better. For painting outside you can tape them to your wooden palette or a board.

Home > Paint and Mediums > Paint Palettes > Richeson Grey Matters Paper Palette



Gray Paper Palette, 50 Sheets - 9" x 12" Front Cover of Pad

[Back to Richeson Grey Matters Paper Palette](#)

Richeson Gray Matters Paper Palette - 9" x 12", Gray, 50 Sheets

Item #:03092-2523 [VIEW PRODUCT DETAILS](#)

\$10.12

In stock online

- 1 + [ADD TO CART](#)

Save For Later

[Add To List](#)

I just saw a thing about how acrylic paints are adding micro plastic to the ocean, so a disposable palette seems like a better idea for acrylics.

Home > Paint and Mediums > Paint Palettes > Kingart Airtight Plastic Storage Palette



[Back to Kingart Airtight Plastic Storage Palette](#)

Kingart 18-Well Airtight Plastic Storage Palette

Item #:03497-1018 [VIEW PRODUCT DETAILS](#)

List \$19.99 **\$13.07** [SAVE 34% off List!](#)

Out of Stock, Expected 02/28

- 1 + [ADD TO CART](#)

Save For Later

[Add To List](#)

You can keep your oils in the freezer if you have a palette that closes up like this one. This is also nice for painting outside.

## 5. Painting knife

For oils it is really fun to paint with a palette knife. I have also seen paintings in acrylic done with a knife. This is a painting knife and has a pointy tip. Not like the palette knife you use to clean your palette. Something like this one.

[Home](#) > [Brushes and Painting Tools](#) > [Painting Tools and Accessories](#) > [Painting and Palette Knives](#) > [RGM Idea Line Palette Knives](#)



RGM Idea Line Palette Knife - Trowel 35/8 IR

[← Back to RGM Idea Line Palette Knives](#)

### RGM Idea Line Palette Knife - Trowel 35/8 IR

Item #:03153-1358 [VIEW PRODUCT DETAILS](#)

List \$17.40 **\$13.02** **SAVE 25% off List!**

In stock online

- 1 +

**ADD TO CART**

Save For Later

Add To List

## 6. Painting surfaces • gesso your paper at home using a 2 inch utility brush

[Home](#) > [Paint and Mediums](#) > [Primers and Gessos](#) > [Acrylic Gessos and Primers](#) > [Blick Artists' Acrylic Gesso](#)



Blick Artists Acrylic Gesso - White, 8 oz jar

[← Back to Blick Artists' Acrylic Gesso](#)

### Blick Artists Acrylic Gesso - White, 8 oz jar

Item #:00691-1025 [VIEW PRODUCT DETAILS](#)

List \$15.99 **\$8.21** **SAVE 48% off List!**

In stock online

- 1 +

**ADD TO CART**

Save For Later

Add To List

Bulk Pricing Available

Quantity	Price Each
12+	\$7.48

THIS IS WHAT I WILL BE USING!

A pad of 11 x 14 Bristol board paper primed with acrylic gesso for oils or acrylics is great for traveling.



[← Back to Blick Studio Bristol Pads](#)

**Blick Bristol Pad - 9" x 12", Smooth, 15 Sheets**

Item #:13329-2023 [VIEW PRODUCT DETAILS](#)

SAVE 18% off List!

List ~~\$8.38~~ **\$6.80**

✓ In stock online

- 1 +

ADD TO CART

7. You will need a board (not foam core) and tape if you are working on paper.

Canvas or canvas panels are also fine. Whatever your budget allows. The important thing is to do lots of paintings!

11 x 14 or 9 x 12 are good sizes for landscape. I would plan on at least two surfaces per class and I would bring two surfaces to the first class.


8. Portfolio made of cardboard or a real portfolio to keep all your paper in.

9. I am going to keep all my stuff in some sort of plastic container

# Supply list for Pastels

You need paper, soft charcoal, fixative and a drawing board. These are my recommendations.

Home > Illustration and Drawing Supplies > Drawing Paper and Boards > Charcoal Papers and Pads > Canson Mi-Teintes Pads




[Back to Canson Mi-Teintes Pads](#)  
**Canson Mi Teintes Drawing Papers - 12" x 16", Gray Tone, Pad, 24 Sheets**  
Item # 10710-2016 [VIEW PRODUCT DETAILS](#)  
List \$22.99 **\$12.48** [SAVE 47% off List!](#)  
In stock online  
Bulk Pricing Available

Quantity	Price Each
1+	\$11.23

Save For Later  
[Add To List](#)

Gray Tone Mi-Teintes, 24 Sheet Pad Inside of Pad

Home > Illustration and Drawing Supplies > Drawing Charcoal and Graphite > Vine and Willow Charcoal > Coates Premium Artist's Willow Charcoal




[Back to Coates Premium Artist's Willow Charcoal](#)  
**Coates Premium Artist's Willow Charcoal - Medium, Box of 25**  
Item # 20072-1000 [VIEW PRODUCT DETAILS](#)  
List \$7.99 **\$6.30** [SAVE 19% off List!](#)  
In stock online

Save For Later  
[Add To List](#)

Willow Charcoal - Box of 25 - Medium

Home > Illustration and Drawing Supplies > Pastels > Drawing Fixatives > Back to results




**Blick Matte Fixative**  
Blick  
★★★★☆ (16) 16 Reviews | Write A Review | Ask Question  
**\$6.74** [SAVE 30% off List!](#)  
Our workable, mottle-free fixative is excellent for protecting pastel and charcoal drawings between layers of color. Rework and erase if desired.

[Purchase Below](#)

Browse Related:  
• Blick Gloss Fixative

Blick and Blick Studio are registered trademarks.

Home > Illustration and Drawing Supplies > Drawing Tools and Accessories > Drawing Boards > Blick Sketch Pad Boards



[Back to Blick Sketch Pad Boards](#)  
**Blick Sketch Pad Board - 15" x 16"**  
Item # 22945-1007 [VIEW PRODUCT DETAILS](#)  
List \$11.99 **\$9.37** [SAVE 21% off List!](#)  
In stock online  
Bulk Pricing Available

Quantity	Price Each
1+	\$8.43

Save For Later  
[Add To List](#)

Blick Sketch Pad Board - 15" x 16"

It is nice to have some clips instead of the rubber band or you can use masking tape as long as you take it off right away.

There are a lot of choices with pastels. Some of those choices are based on money, but like all art supplies, you get what you pay for.

These are the less expensive pastels and they are pretty good. They have a lot of nice colors, but you cannot replace the colors when they are gone. They will go pretty fast, but should last you the 10 weeks. It is nice to have 72 colors.

[Home](#) > [Illustration and Drawing Supplies](#) > [Pastels](#) > [Soft Pastels](#) > [Faber-Castell Goldfaber Studio Soft Pastel Sets](#)



[← Back to Faber-Castell Goldfaber Studio Soft Pastel Sets](#)

### Faber-Castell Goldfaber Studio Soft Pastel Set - Assorted Colors, Half Stick Set, Set of 72

Item #:20087-0729 [VIEW PRODUCT DETAILS](#)

list-\$48.00 **\$30.99** SAVE 35% off List!

In stock online

- 1 + [ADD TO CART](#)

Save For Later

[Add To List](#)

Bulk Pricing Available

Quantity	Price Each
3+	\$30.67


Faber-Castell Goldfaber Studio Soft Pastel Set - Assorted Colors, Half Stick Set, Set of 72



I use Rembrandt pastels. You can buy individual sticks when you run out of your favorite color. These will last longer, but as you can see the are 3 times the price.

This set does not have as good of blues or purples as the Faber Castelli, but they are softer and richer colors. You could order a small box of blues and a small box of purple to go with the set.

[Home](#) > [Illustration and Drawing Supplies](#) > [Pastels](#) > [Soft Pastels](#) > [Rembrandt Soft Pastels and Sets](#)



[← Back to Rembrandt Soft Pastels and Sets](#)

### Rembrandt Soft Pastel Set - 60 Half Sticks, Assorted Colors

Item #:20026-1019 [VIEW PRODUCT DETAILS](#)

list-\$142.45 **\$85.47** SAVE 40% off List!

In stock online

- 1 + [ADD TO CART](#)

Save For Later

[Add To List](#)



Rembrandt Soft Pastels Set of 60, Half-Sticks.







[← Back to Rembrandt Soft Pastels and Sets](#)

## Rembrandt Soft Pastel Set - Deep Blues, Set of 5 Half Sticks

Item # 20026-5009 [VIEW PRODUCT DETAILS](#)

List \$10.95 **\$6.21** SAVE 40% off List!

✓ In stock online

- 1 + [ADD TO CART](#)

Save For Later

[Add To List](#)

Rembrandt Soft Pastels Set of 5, Deep Blues, Half-Sticks. In package.



[← Back to Rembrandt Soft Pastels and Sets](#)

## Rembrandt Soft Pastel Set - Deep Violets, Set of 5 Half Sticks

Item # 20026-6519 [VIEW PRODUCT DETAILS](#)

List \$10.95 **\$6.21** SAVE 40% off List!

✓ In stock online

- 1 + [ADD TO CART](#)

Save For Later

[Add To List](#)

I am going to keep my stuff in a plastic container for the ferry ride.

This is the paper that I like and that I use. I really like the **Terracotta** color for summer painting.

I order my paper from Dakota Pastels, but it is possible that Amazon has it also. Dakota sells sample packs of paper. That is what I started with

Dakotapastels.com



### Pastel Premier Pads & Packs

SKU: PPCLAY9

Retail Price: \$42.29


Dakota Price: \$29.95

Pastel Premier Pads & Packs

MORE INFO BELOW

SHARE

Pastel Premier Italian Clay 9x12 pack



I store my finished pastels and my blank paper in a pad of tracing paper. The paper I use is 9 x 12 and I have a pad that is 11 x 14. I use a clip to keep things from moving around.

I can probably do 20 - 30 small pastels in a week even with teaching. You don't want to run out of paper!

I am going to keep my stuff in a plastic container for the ferry ride.

# Gouache Supply List

This list was made at Jerry's [Artarama](#)



## Winsor & Newton Designers Gouache

Other Gouache paints are often acrylic.  
Designer Gouache means they are **not** acrylics.

Set of 6 colors

\$31.50



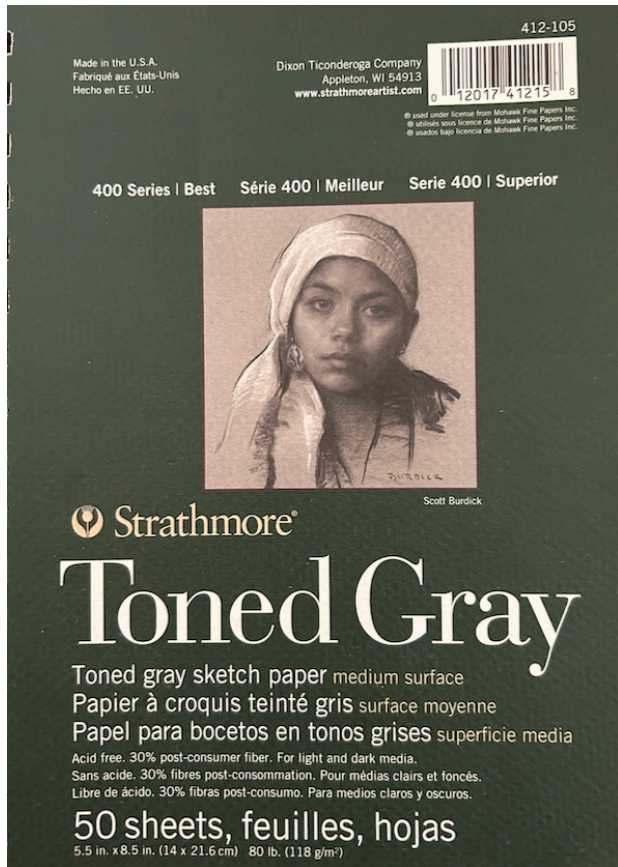
## Mijello Fusion Airtight Watercolor

Palette Small 18 Wells

\$16.99

## Watercolor Paper

I prefer hot pressed paper, because it has less texture. You can also use grey or tan drawing paper. I like to work small. My biggest block is 6 x 8 and I often just use a half sheet.



I like this pad, but I also really like to work on white. I takes me about 2 hours to do a painting in gouache.

I like small round brushes, because I feel I can do anything with them.



The round brushes are a number 8 and 3. The flat says it is a 5. If I am going to draw I use a pencil so I have a couple of them, an erasure and a sharpener in

my kit.

You will also need a little clip board or piece of hardboard and a clip or two to hold your paper, a water bottle, (seawater will not work, it has to be fresh), a little cup to keep water in, a little spray bottle and a few paper towels.

I love this, because I can keep it all in a tiny backpack for anytime painting.