

## Landscape in Plein Air for Star Island

Please email or text me with any questions: [jeneane.lunn@gmail.com](mailto:jeneane.lunn@gmail.com)  
802 793 2376

Things you will need to paint outdoors in order of importance:

1. Hat that won't blow away. I can't paint with out a spiffy baseball cap.
2. Easel and you will probably want a little tray table to set your supplies on as well. It can be a real pain to bend over for each new color. A folding chair can be ok as a little table. I suspect it will be windy so the next option might be better.
3. If you don't have an easel, a beach chair works pretty well, because you can set your stuff on the ground.
4. Bug spray.....I even have tick killer socks, but I will not paint anywhere that I am forced to stand in high grass.
5. Sun Screen
6. Layers of clothing for the changing temp
7. White or black clamp on umbrella - also a problem in the wind.

We will not be able to paint outside if the threat of rain is high, but there are porches!

## Supply List for Oils and/or Acrylic

This list was made off **Blick's and Jerry's** websites:

I am a little concerned about oils, because you could end up with a bunch of paintings that were too wet to get home.

To make my oils dry faster, I mix

**Winsor & Newton Griffin Alkyd Fast Drying Oil Paint, 200ml (6.75-oz) tube, Titanium White** half and half with my regular white oil paint or with my waterbased Artisan oils. When I use it straight, my paints dry too fast. My paintings are dry in a couple of days.

Sadly, it is really expensive. \$29 from Amazon. You can use it with the waterbased or regular oils.

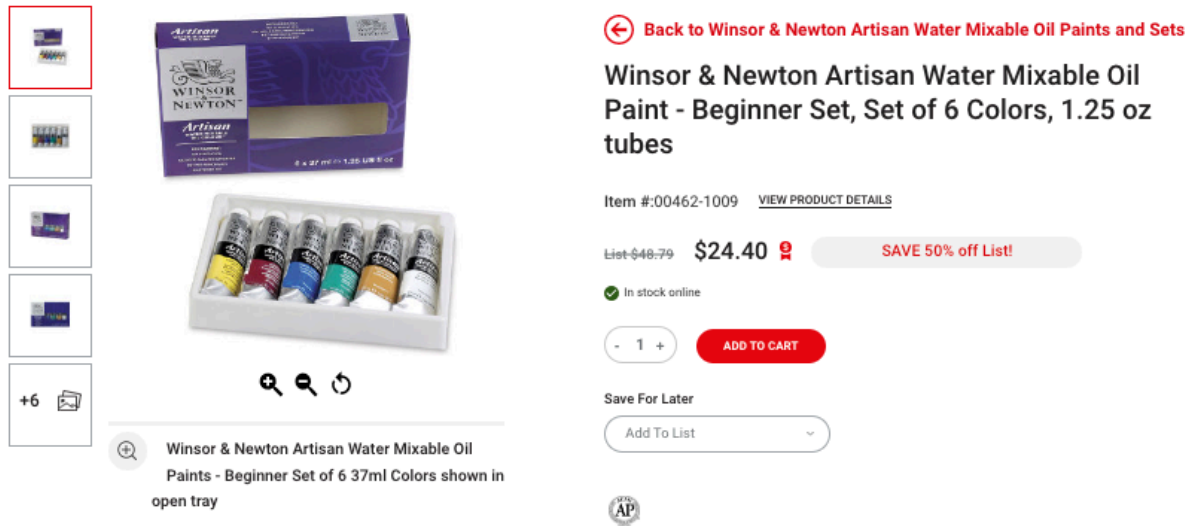
# Supply List for Oils or Acrylics

1. **Paper towels or Rags**—rags or paper towels covered in solvent and oil paint can spontaneously combust so....

## 2. Paints

If you have oils already, just bring all your favorite stuff.

**Oils:** If you are new to oils I recommend the **Winsor & Newton Artisans Water Based Oils**. These feel just like oil paints and clean up with water instead of solvents.



Back to Winsor & Newton Artisan Water Mixable Oil Paints and Sets

### Winsor & Newton Artisan Water Mixable Oil Paint - Beginner Set, Set of 6 Colors, 1.25 oz tubes

Item #:00462-1009 [VIEW PRODUCT DETAILS](#)


List ~~\$48.79~~ **\$24.40** [SAVE 50% off List!](#)

In stock online

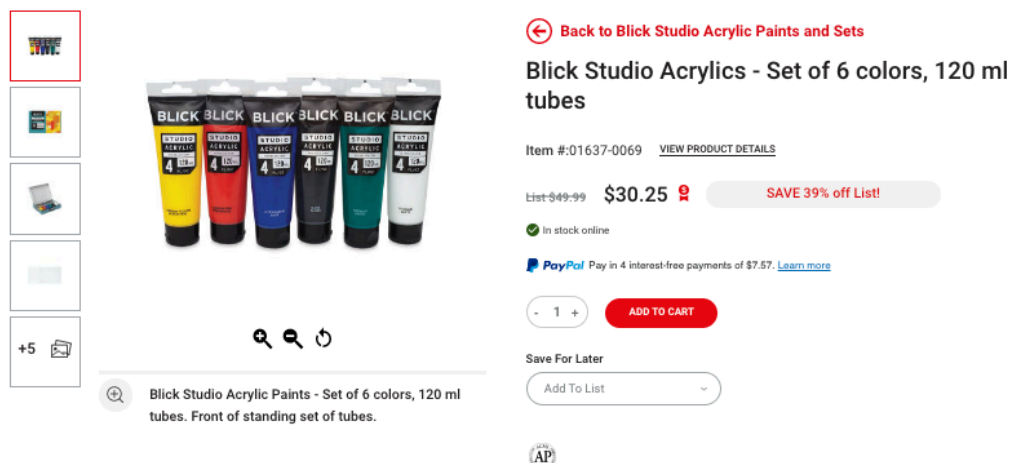
- 1 + [ADD TO CART](#)

Save For Later [Add To List](#)

Winsor & Newton Artisan Water Mixable Oil Paints - Beginner Set of 6 37ml Colors shown in open tray



**Acrylics:** bring what you like or if you are new to Acrylics, any small set is good for a start.



Back to Blick Studio Acrylic Paints and Sets

### Blick Studio Acrylics - Set of 6 colors, 120 ml tubes

Item #:01637-0069 [VIEW PRODUCT DETAILS](#)

List ~~\$49.99~~ **\$30.25** [SAVE 39% off List!](#)


In stock online

[PayPal](#) Pay in 4 interest-free payments of \$7.57. [Learn more](#)

- 1 + [ADD TO CART](#)

Save For Later [Add To List](#)

Blick Studio Acrylic Paints - Set of 6 colors, 120 ml tubes. Front of standing set of tubes.











I have started using Golden Open Acrylics. They dry much slower and in fact I have been using my regular white acrylic with them, because they almost dry too slowly.

### 3. Brushes

Any old brushes will work, but I recommend round brushes **either a size 4 and 8 or just a size 6** for a start. I usually only use one or two brushes.

 05270-1004	5522	Round, Size 4	Long Handle	3.2 mm	15 mm	\$11.39	\$6.40 	<input checked="" type="checkbox"/>	- 0 +	<a href="#">+ Cart</a>	<a href="#">+ LIST</a>
 05270-1006	5522	Round, Size 6	Long Handle	4.4 mm	18 mm	\$12.79	\$7.07 	<input checked="" type="checkbox"/>	- 0 +	<a href="#">+ Cart</a>	<a href="#">+ LIST</a>
 05270-1008	5522	Round, Size 8	Long Handle	6 mm	22 mm	\$14.59	\$8.11 	<input checked="" type="checkbox"/>	- 0 +	<a href="#">+ Cart</a>	<a href="#">+ LIST</a>

### 4. Water or Solvent

You will also need something with a lid to carry some water with you and yogurt container to pour water into for washing brushes. For solvent for regular oils you will want two jars with screw on lids and I will show you a great way to save your thinner for cleaning brushes.

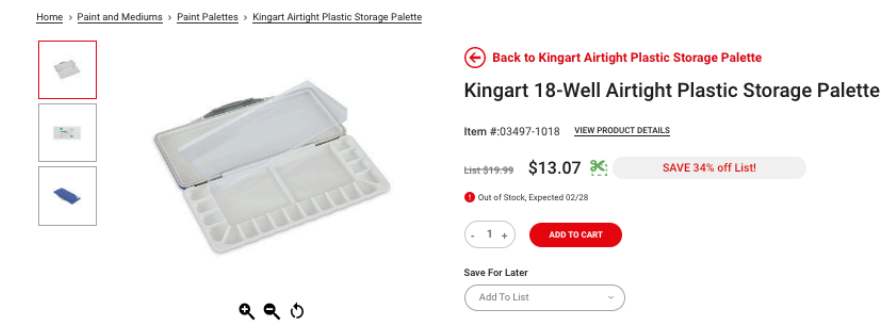
## 4. Palette

If you have your own **palette** that's fine, but if you don't then paper palettes are ok. For painting outside you can tape them to your wooden palette or a board.



I saw a thing about how acrylic paints are adding micro plastic to the ocean, so a disposable palette seems like a better idea for acrylics.

You can keep your oils in the freezer if you have a palette that closes up like this one. This is also nice for painting outside.



## 5. Painting knife

For oils and acrylics it is really fun to paint with a palette or painting knife. This is a painting knife and has a pointy tip. It is not like the palette knife you use to clean your palette. Something like this one.



RGM Idea Line Palette Knife - Trowel 35/8 IR

[Back to RGM Idea Line Palette Knives](#)

### RGM Idea Line Palette Knife - Trowel 35/8 IR

Item #:03153-1358 [VIEW PRODUCT DETAILS](#)

List: ~~\$17.40~~ **\$13.02** SAVE 25% off List!

In stock online

- 1 +

ADD TO CART

Save For Later

Add To List

## 6.Painting surfaces • gesso your paper at home using a 2 inch utility brush

THIS IS WHAT I WILL BE USING!

A pad of 11 x 14 Bristol board paper primed with acrylic gesso for oils or acrylics is great for traveling.



[Back to Blick Studio Bristol Pads](#)

### Blick Bristol Pad - 9" x 12", Smooth, 15 Sheets

Item #:13329-2023 [VIEW PRODUCT DETAILS](#)

SAVE 18% off List!

List: ~~\$8.99~~ **\$6.80**

In stock online

- 1 +

ADD TO CART



Blick Artists Acrylic Gesso - White, 8 oz jar

[Back to Blick Artists' Acrylic Gesso](#)

### Blick Artists Acrylic Gesso - White, 8 oz jar

Item #:00691-1025 [VIEW PRODUCT DETAILS](#)

List: ~~\$15.99~~ **\$8.21** SAVE 48% off List!

In stock online

- 1 +

ADD TO CART

Save For Later

Add To List

Bulk Pricing Available

Quantity	Price Each
12+	\$7.48

7. You will need a board (not foam core) and tape if you are working on paper.

Canvas or canvas panels are also fine. Whatever your budget allows. The important thing is to do lots of paintings!

11 x 14 or 9 x 12 are good sizes for landscape. I hate to run out of anything and I would plan on at least two surfaces per day and I would bring two surfaces to the first class.

8. Portfolio made of cardboard or a real portfolio to keep all your paper in.

9. I am going to keep all my stuff in some sort of plastic container